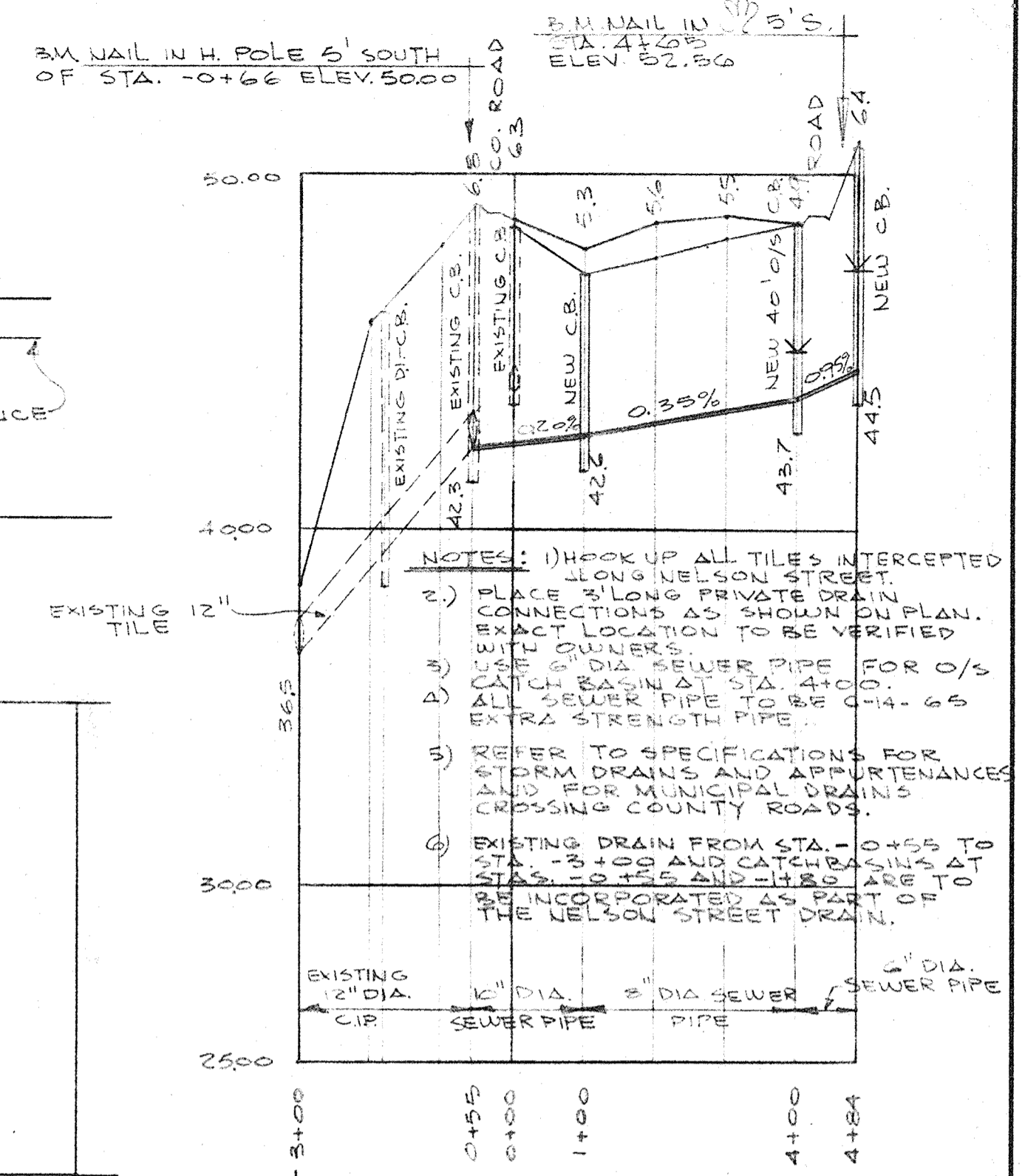



PLAN SCALE 1" = 50'




- NOTES:
- 1) HOOK UP ALL TILES INTERCEPTED ALONG NELSON STREET.
 - 2) PLACE 3' LONG PRIVATE DRAIN CONNECTIONS AS SHOWN ON PLAN. EXACT LOCATION TO BE VERIFIED WITH OWNER.
 - 3) USE 6" DIA. SEWER PIPE FOR R/O'S CATCH BASIN AT STA. 4+00.
 - 4) ALL SEWER PIPE TO BE C-14-65 EXTRA STRENGTH PIPE.
 - 5) REFER TO SPECIFICATIONS FOR STORM DRAINS AND APPURTENANCES AND FOR MUNICIPAL DRAINS CROSSING COUNTY ROADS.
 - 6) EXISTING DRAIN FROM STA. -0+55 TO STA. -3+00 AND CATCH BASINS AT STAS. -0+55 AND -1+80 ARE TO BE INCORPORATED AS PART OF THE NELSON STREET DRAIN.

PROFILE

SCALE HOR. 1" = 200'
VERT. 1" = 4'-0"



TYPICAL CROSS SECTION ON NELSON STREET LOOKING WEST N.T.S.



NELSON STREET DRAIN			
VILLAGE OF SPRINGFIELD			
SCALE AS SHOWN	JOB NO.	DRAWN BY	
DATE: July 10-1970	F.B. N ^o : D2	7 0 0 7 8	REVISED
PLAN & PROFILE			
A. M. SPRIET & ASSOCIATES LTD. CONSULTING ENGINEERS			DRAWING NUMBER 1.